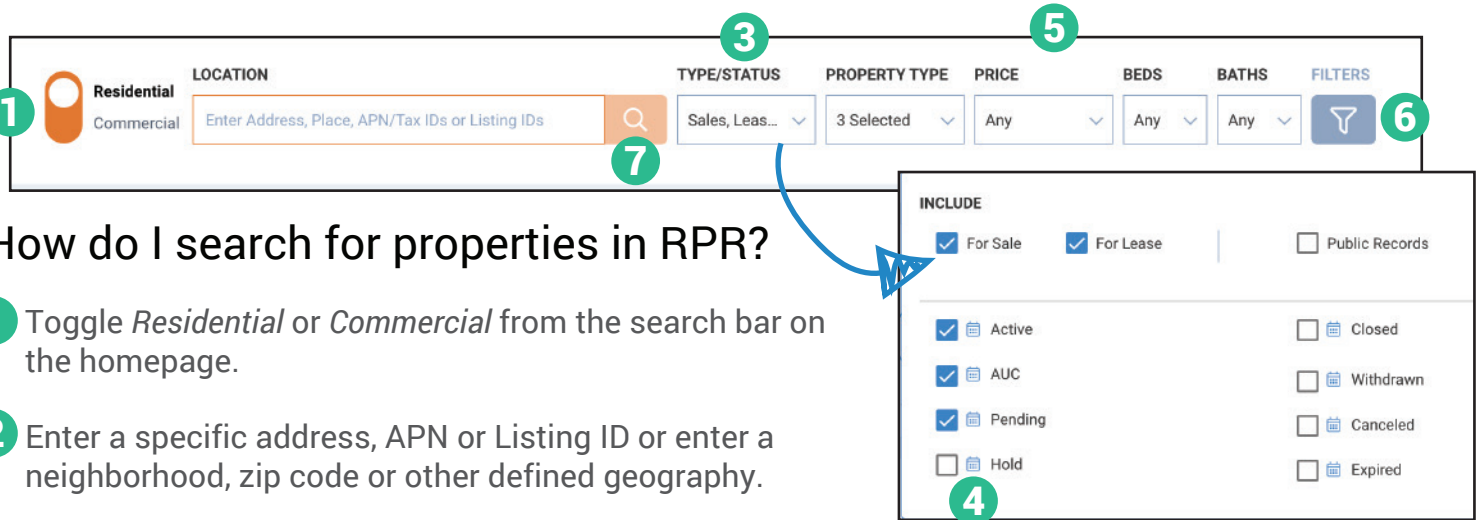



Printable: Property Search & Results



How do I search for properties in RPR?

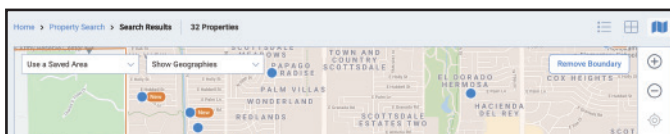
- 1 Toggle *Residential* or *Commercial* from the search bar on the homepage.
- 2 Enter a specific address, APN or Listing ID or enter a neighborhood, zip code or other defined geography.
- 3 Select your *Type/Status*.
- 4 Select the Calendar icon to set date parameters to your search.
- 5 Select your *Property Type, Price, Beds & Baths*.
- 6 Click *Filters* to access advanced search options.
- 7 Click the  to search.



PRO TIP

When you select the *Filters* icon, you can see the count of properties matching your criteria. Use this number to reduce your search results before running your search.

What options do I have to view my search results?



Map View

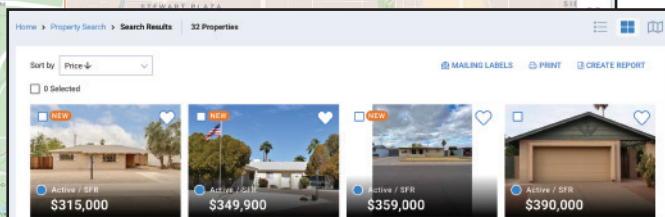
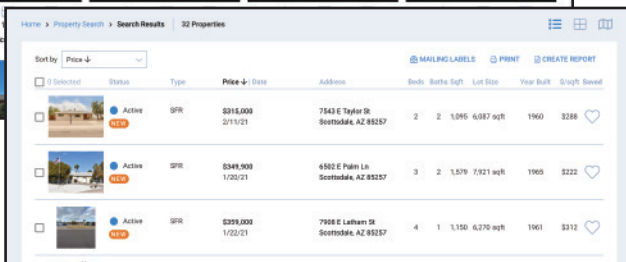


Photo Grid View



List View



PRO TIP

Create *Mailing Labels*, print selected properties or create a report right from your List or Photo Grid views.